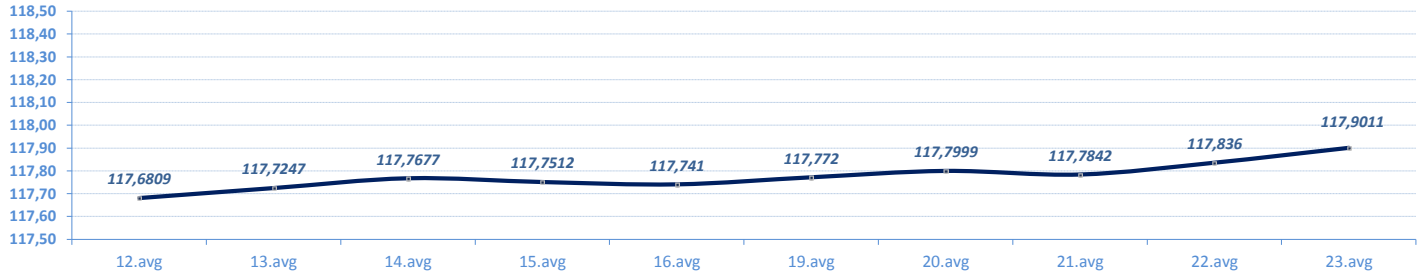


VESTI / NEWS

- **SREDNJI KURS EUR/RSD**: Dinar oslabio za 0,0651 dinara u odnosu na evro, srednji kurs 117,9011. Obim međubankarske trgovine evrom na dan 22. avgust do 12:30h iznosio je 13,5 miliona evra. NBS nije intervenisala na međubankarskom tržištu (od početka godine ukupno prodala 130 miliona evra i kupila 1.895 miliona evra).
- **BEOGRADSKA BERZA**: Indeksi zabeležili pad vrednosti, BELEX15 niži za 0,33 odsto, BELEXline niži za 0,19 odsto. Promet manji u odnosu na prethodni dan, na regulisanom tržištu najviše trgovano akcijama Komercijalne banke, Hempa Beograd, Alfa plama Vranje, Aerodrom Nikola Tesla i Gelenike.

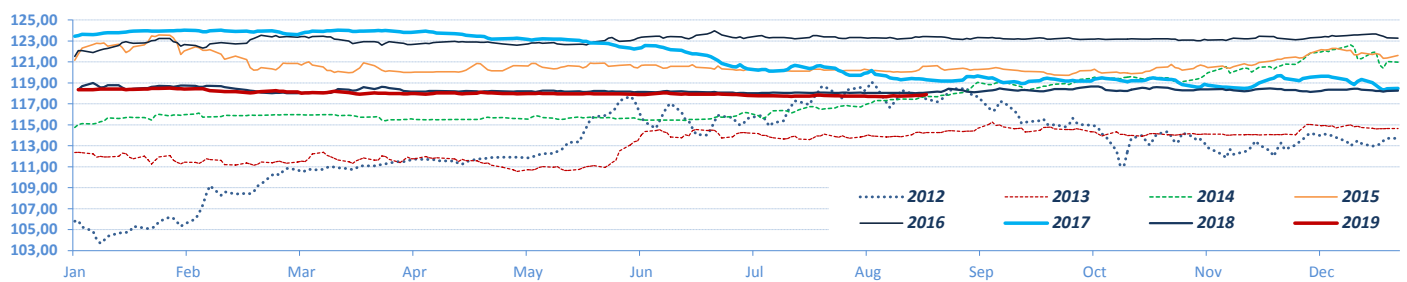
DEVIZNO TRŽIŠTE / FX MARKET

EUR / RSD (Srednji kurs / Official Middle Rate) ► 10 dana / 10 days

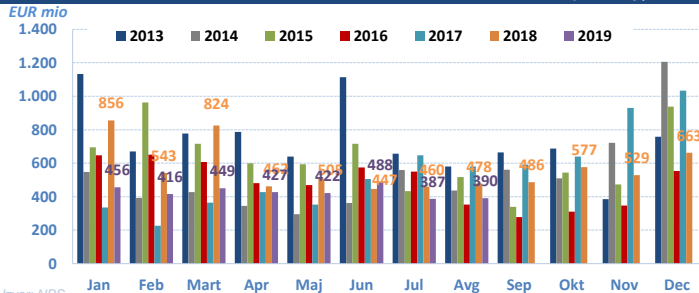


Izvor/Source: NBS

EUR / RSD (Srednji kurs/ Official middle rate) ► Jan -

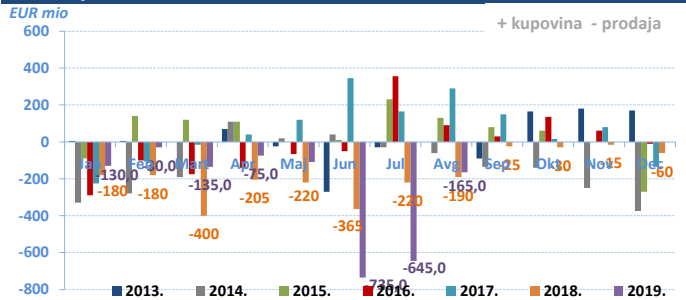


Promet na međubankarskom tržištu / Volumes on FX Interbank market (eur only)

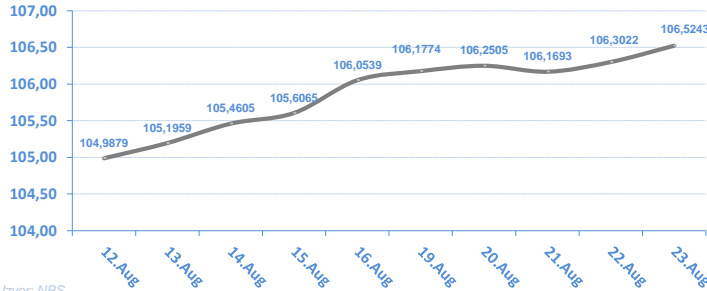


Izvor: NBS

Intervencije NBS na deviznom tržištu / NBS Interventions on FX interbank market

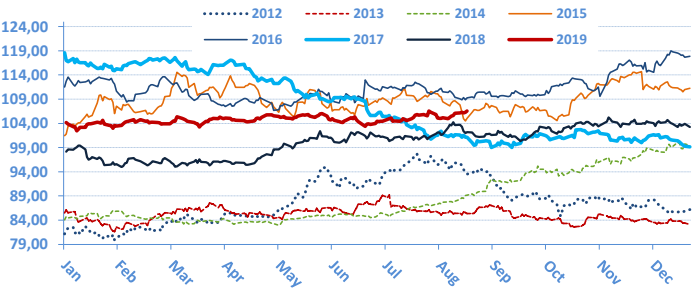


USD / RSD (Srednji kurs / Official middle rate) ► 10 dana / 10 days



Izvor: NBS

► Jan -



Monthly change	EUR/RSD	%	USD/RSD	%	Yearly change	EUR/RSD	%	USD/RSD	%
01.08.19	117,7449	-0,12%	106,5275	2,44%	23.08.19	117,9011	-0,37%	106,5243	8,55%
01.07.19	117,8875	-0,04%	103,9939	-1,42%	03.01.19	118,3439	0,00%	104,1851	6,16%
03.06.19	117,9288	-0,03%	105,4914	-0,08%	03.01.18	118,3431	-4,14%	98,1367	-17,25%
03.05.19	117,9626	-0,01%	105,5783	0,57%	04.01.17	123,4512	1,59%	118,6004	6,34%
01.04.19	117,9759	-0,13%	104,9794	1,06%	04.01.16	121,5145	0,30%	111,5324	9,90%
01.03.19	118,1291	-0,25%	103,8772	0,32%	05.01.15	121,1543	5,58%	101,4863	20,72%
01.02.19	118,4266	0,07%	103,5469	-0,61%	03.01.14	114,7559	2,14%	84,0641	-1,67%
03.01.19	118,3439	0,10%	104,1851	0,14%	03.01.13	112,3495	6,20%	85,4889	5,32%
03.12.18	118,2313	-0,06%	104,0402	-0,27%	04.01.12	105,7880	-0,21%	81,1693	2,16%
01.11.18	118,2984	-0,07%	104,3196	2,19%	04.01.11	106,0156	10,47%	79,4541	18,48%
01.10.18	118,3868	0,19%	102,0840	0,29%	04.01.10	95,9679	7,17%	67,0635	4,25%
03.09.18	118,1567	0,08%	101,7890	0,71%	05.01.09	89,5436	12,27%	64,3273	18,68%
01.08.18	118,0618		101,0717		03.01.08	79,7577		54,2016	

EUR / USD

► 10 dana / 10 days



EUR / USD



EUR / CHF

► 10 dana / 10 days



EUR / CHF



Izvor / Source: Reuters

23.08.2019 08:57:17

EUR / XX

Valutni par / CCY pair	Kupovni/BID	Prodajni/ASK
EUR/USD	1,1067	1,1070
EUR/JPY	117,9900	118,0400
EUR/GBP	0,9067	0,9069
EUR/CHF	1,0907	1,0908
EUR/DKK	7,4555	7,4560
EUR/NOK	9,9387	9,9437
EUR/SEK	10,7175	10,7220
EUR/CAD	1,4739	1,4740
EUR/AUD	1,6391	1,6393
EUR/HUF	328,1200	328,2200
EUR/CZK	25,7750	25,7810
EUR/PLN	4,3586	4,3592
EUR/HRK	7,3920	7,3950
EUR/RUB	72,5787	72,6561
EUR/NZD	1,7326	1,7328

USD / XX

Valutni par / CCY pair	Kupovni/BID	Prodajni/ASK
USD/EUR	0,9033	0,9033
USD/JPY	106,6100	106,6200
USD/GBP	0,8191	0,8193
USD/CHF	0,9853	0,9856
USD/DKK	6,7346	6,7366
USD/NOK	8,9807	8,9822
USD/SEK	9,6834	9,6864
USD/CAD	1,3316	1,3317
USD/AUD	1,4808	1,4810
USD/HUF	296,3900	296,5900
USD/CZK	23,2860	23,2940
USD/SKK	21,5460	21,6000
USD/PLN	3,9374	3,9382
USD/HRK	6,6775	6,6820
USD/RUB	65,5940	65,6388
USD/NZD	1,5647	1,5659

* Međunarodno devizno međubankarsko tržište / International FX Interbank Market

Izvor / Source: Reuters

EURIBOR

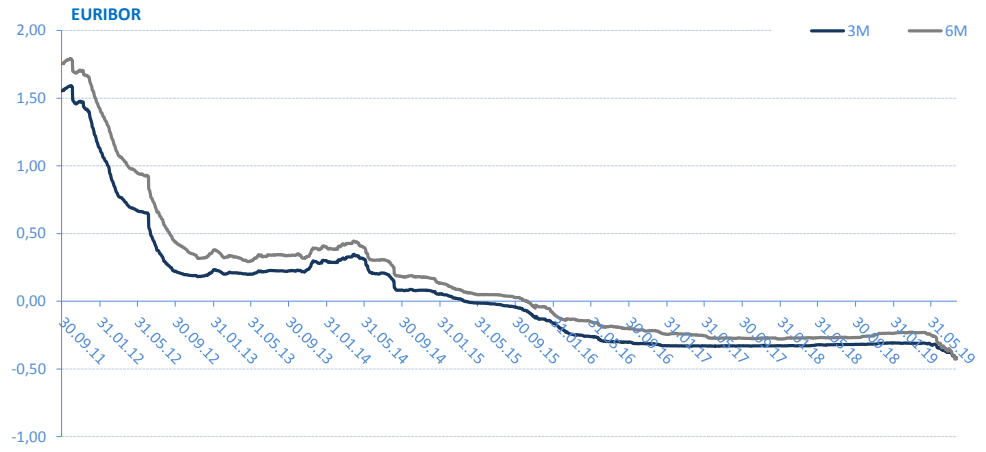
SW	-0,396
1M	-0,415
3M	-0,418
6M	-0,418
1Y	-0,386

* Izvor: Reuters; Objavljeno prethodnog radnog dana

Kamatne stope Centralnih Banaka
Interest rates of Central banks

CB	Kamatna stopa/Interest rate
USD	2,25
EUR	0,00
GBP	0,75
CAD	1,75
AUD	1,00
JPY	0,10

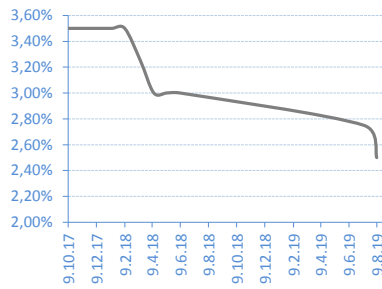
* Izvor: Reuters; Objavljeno prethodnog radnog dana



REFERENTNA KAMATNA STOPA NBS / NBS Key Policy Rates

Date	Rate	Change (%)
08.08.19	2,50%	-9,09%
11.07.19	2,75%	-8,33%
08.06.18	3,00%	0,00%
10.05.18	3,00%	0,00%
12.04.18	3,00%	-7,69%
14.03.18	3,25%	-7,14%
08.02.18	3,50%	0,00%
11.01.18	3,50%	0,00%
07.12.17	3,50%	0,00%
09.11.17	3,50%	

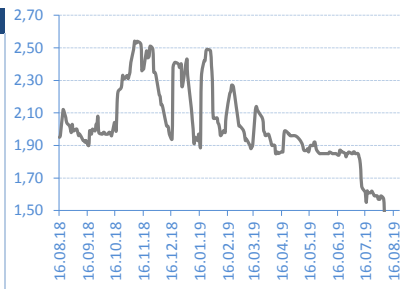
* Izvor/Source: NBS



BEONIA

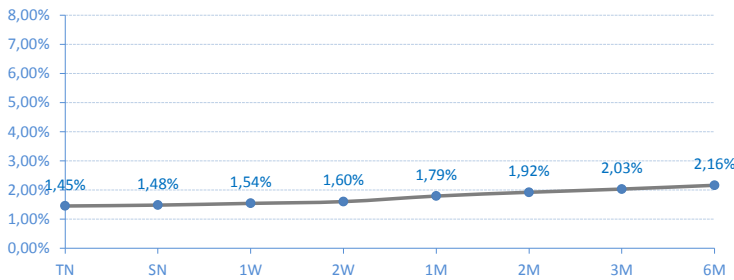
Date	Rate	Change (%)
22.08.19	1,19%	-2,46%
20.08.19	1,22%	6,09%
19.08.19	1,15%	-4,17%
16.08.19	1,20%	4,35%
15.08.19	1,15%	3,60%
14.08.19	1,11%	0,00%
13.08.19	1,11%	-2,63%
12.08.19	1,14%	-5,79%
09.08.19	1,21%	-14,79%
08.08.19	1,42%	

* Izvor/Source: Reuters; Objavljeno prethodnog radnog dana / Published on previous working day

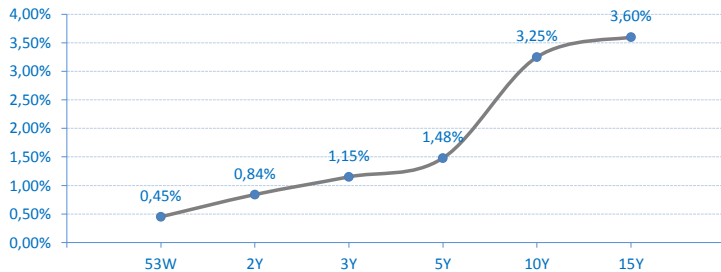


Kamatne stope/Prinos na tržištu / Market Interest Rates

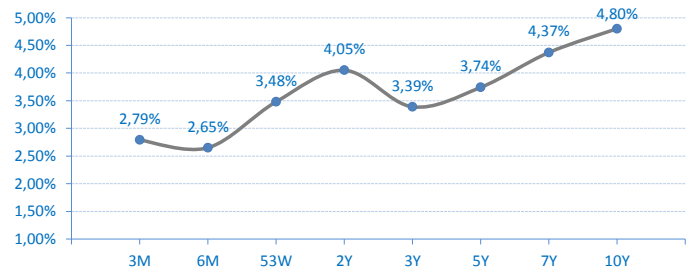
Belibor



Državne HOV Republike Srbije u Evrima - prinosi sa poslednje aukcije
Government bonds (EUR) of Republic of Serbia - yield on last primary auction



Državne HOV Republike Srbije u Dinarima - prinosi sa poslednje aukcije
Government bonds (RSD) of Republic of Serbia - yield on last primary auction



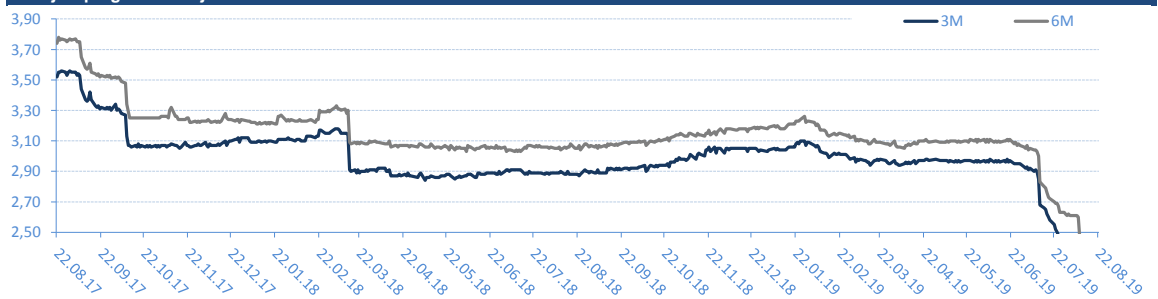
BELIBOR

Trenutne stope / Current rates

TN	1,45%
SN	1,48%
1W	1,54%
2W	1,60%
1M	1,79%
2M	1,92%
3M	2,03%
6M	2,16%

* Izvor/Source: Reuters; Objavljeno prethodnog radnog dana / Published on previous working day

Istorijski pregled kretanja 6M i 3M Belibor-a / Historical overview of 6M and 3M Belibor rates



T-BILLS 3M - RSD

Date	Rate	Realisation
14.01.16	2,79%	100,00%
05.11.15	2,94%	100,00%
15.10.15	3,00%	92,18%
06.08.15	4,40%	96,26%
16.07.15	4,79%	98,47%
07.05.15	5,63%	92,92%
16.04.15	6,45%	100,00%
05.02.15	6,95%	45,05%



T-BILLS 6M - RSD

Date	Rate	Realisation
01.09.16	2,65%	23,03%
03.03.16	3,25%	96,46%
03.12.15	3,25%	97,22%
08.10.15	4,09%	100,00%
03.09.15	4,57%	87,90%
04.06.15	5,25%	93,30%
05.03.15	7,00%	21,33%
04.12.14	7,10%	100,00%



T-BILLS 53W - RSD

Date	Rate	Realisation
06.02.17	3,48%	17,91%
21.12.16	3,49%	32,22%
15.11.16	3,57%	45,64%
28.09.16	3,58%	52,92%
27.07.16	3,59%	49,07%
07.06.16	4,01%	78,06%
15.03.16	4,01%	16,73%
02.02.16	4,09%	63,42%



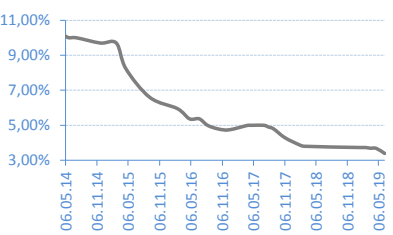
G-BONDS 2Y - RSD

Date	Rate	Realisation
24.10.17	4,05%	116,30%
13.06.17	4,65%	51,56%
16.05.17	4,65%	43,95%
21.03.17	4,65%	100,00%
13.02.17	4,74%	78,80%
10.01.17	4,74%	23,25%
13.06.16	4,30%	95,67%
10.03.16	4,95%	56,41%



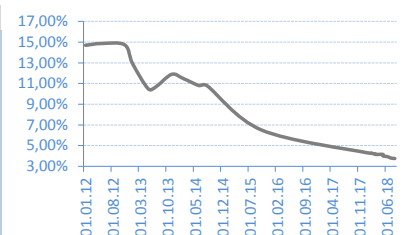
G-BONDS 3Y - RSD

Date	Rate	Realisation
11.06.19	3,39%	62,60%
23.04.19	3,68%	88,70%
19.03.19	3,69%	112,71%
20.02.19	3,73%	120,53%
15.01.19	3,73%	60,94%
28.02.18	3,80%	100,00%
30.01.18	3,88%	34,77%
06.11.17	4,29%	97,97%



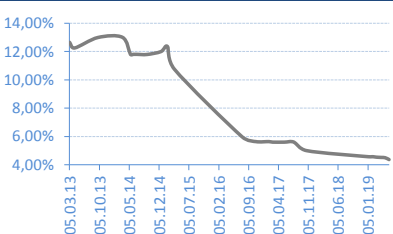
G-BONDS 5Y - RSD

Date	Rate	Realisation
11.09.18	3,74%	98,60%
14.08.18	3,75%	65,62%
17.07.18	3,80%	40,58%
05.06.18	3,95%	35,67%
22.05.18	3,99%	26,18%
08.05.18	4,15%	97,00%
24.04.18	4,15%	52,31%
10.04.18	4,15%	32,63%



G-BONDS 7Y - RSD

Date	Rate	Realisation
04.06.19	4,37%	267,04%
07.05.19	4,50%	134,27%
10.04.19	4,52%	75,42%
05.03.19	4,54%	58,46%
12.02.19	4,57%	34,68%
30.01.19	4,57%	30,41%
09.01.19	4,57%	52,59%
23.10.17	5,00%	100,00%



G-BONDS 10Y - RSD

Date	Rate	Realisation
07.08.18	4,80%	26,87%
10.07.18	4,85%	36,97%
15.05.18	4,90%	96,72%
03.04.18	5,17%	26,55%
20.03.18	5,17%	83,61%
06.03.18	5,20%	203,57%



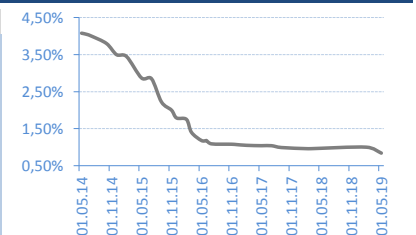
T-BILLS 53W - EUR

Date	Rate	Realisation
21.05.18	0,45%	100,00%
18.01.18	0,47%	98,00%
05.12.17	0,48%	100,00%
30.08.17	0,55%	50,00%
15.05.17	0,70%	91,30%
20.03.17	0,74%	60,00%
12.01.17	0,78%	46,20%
29.11.16	0,78%	100,00%



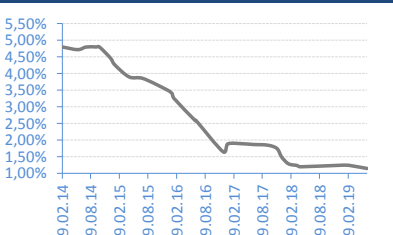
G-BONDS 2Y - EUR

Date	Rate	Realisation
27.05.19	0,84%	148,40%
19.02.19	1,00%	142,00%
22.03.18	0,96%	25,62%
01.02.18	0,96%	52,00%
14.09.17	0,99%	53,60%
12.07.17	1,04%	16,80%
23.05.17	1,04%	99,00%
14.02.17	1,05%	95,35%



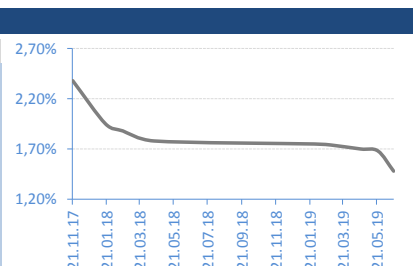
G-BONDS 3Y - EUR

Date	Rate	Realisation
18.06.19	1,15%	59,14%
12.03.19	1,23%	50,04%
23.01.19	1,25%	32,10%
20.04.18	1,20%	35,96%
28.03.18	1,24%	99,29%
02.02.18	1,29%	100,00%
21.12.17	1,49%	100,00%
20.11.17	1,75%	49,70%



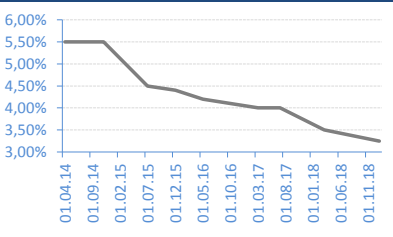
G-BONDS 5Y - EUR

Date	Rate	Realisation
20.06.19	1,48%	47,86%
23.05.19	1,68%	77,32%
22.04.19	1,70%	19,90%
27.02.19	1,74%	37,84%
29.01.19	1,75%	41,25%
16.04.18	1,78%	52,41%
19.02.18	1,88%	79,99%
19.01.18	1,95%	80,28%



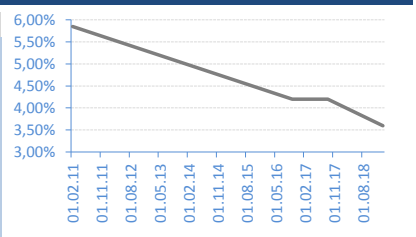
G-BONDS 10Y - EUR

Date	Rate	Realisation
16.01.19	3,25%	139,40%
26.03.18	3,50%	86,85%
13.07.17	4,00%	42,95%
15.03.17	4,00%	65,60%
25.05.16	4,20%	96,00%
04.12.15	4,40%	100,00%
28.07.15	4,50%	76,77%
19.11.14	5,50%	100,00%



G-BONDS 15Y - EUR

Date	Rate	Realisation
06.02.19	3,60%	100,00%
06.09.17	4,20%	70,13%
19.10.16	4,20%	100,00%



AKCIJE / Shares - REGULISANO TRŽIŠTE / REGULATED MARKET

Najtrgovanije HOV / Most Active

	Symbol	Closing price	% Change	Open	Max	Min	No of Trades	Volume	Volume RSD
Hempro a.d. Beograd	HMBG	666	30,08%	666	666	666	6	32.424	21.594.384
Alfa plam a.d. Vranje	ALFA	31.000	0,00%	31.001	31.001	31.000	11	200	6.200.001
Aerodrom Nikola Tesla a.d. Beograd	AERO	840	-1,06%	845	845	840	12	5.206	4.373.450
Galenika Fitofarmacija a.d. Zemun	FITO	2.900	0,00%	2.900	2.900	2.900	1	1.200	3.480.000
Komercijalna banka a.d. Beograd	KMBN	3.200	-0,74%	3.200	3.200	3.200	2	210	672.000

Dobitnici / Gainers

	Symbol	Closing price	% Change	Open	Max	Min	No of Trades	Volume	Volume RSD
Hempro a.d. Beograd	HMBG	666	30,08%	666	666	666	6	32.424	21.594.384

Gubitnici / Decliners

	Symbol	Closing price	% Change	Open	Max	Min	No of Trades	Volume	Volume RSD
Aerodrom Nikola Tesla a.d. Beograd	AERO	840	-1,06%	845	845	840	12	5.206	4.373.450
Komercijalna banka a.d. Beograd	KMBN	3.200	-0,74%	3.200	3.200	3.200	2	210	672.000
Impol Seval a.d. Sevojno	IMPL	3.211	-0,31%	3.211	3.211	3.211	3	50	160.550

AKCIJE / SHARES - MTP

Najtrgovanije HOV / Most Active

	Symbol	Closing price	% Change	Bid (Volume)	Ask (Volume)	No of Trades	Volume	Volume RSD
Min Div a.d. Svrlijig	SVRL	544	4,82%	544	520	531	15	1.188
Dunav a.d. Grocka	DNVG	119	19,00%	119	119	119	1	126
Luka Leget a.d. Sremska Mitrovica	LKLG	1.200	0,00%	1200	1200	1200	1	103
Iritel a.d. Beograd	IRTL	707	1,00%	715	703	707	3	100

Dobitnici / Gainers

	Symbol	Closing price	% Change	Bid (Volume)	Ask (Volume)	No of Trades	Volume	Volume RSD
Dunav a.d. Grocka	DNVG	119	19,00%	119	119	119	1	126
Min Div a.d. Svrlijig	SVRL	544	4,82%	544	520	531	15	1.188
Iritel a.d. Beograd	IRTL	707	1,00%	715	703	707	3	100

Gubitnici / Decliners

	Symbol	Closing price	% Change	Bid (Volume)	Ask (Volume)	No of Trades	Volume	Volume RSD
--	--------	---------------	----------	--------------	--------------	--------------	--------	------------

Kontakti / Contacts:

Srdan Tomašević

srdjan.tomasevic@erstebank.rs

Trgovanje / Trading

011/220 9116

Aleksandar Zarić

aleksandar.zaric@erstebank.rs

Prodaja / Sales

011/220 9198

Aleksandra Parčetić

aleksandra.parcetic@erstebank.rs

Brokersko poslovanje / Brokerage

011/220 9159

Vladimir Vulević

vladimir.vulevic@erstebank.rs

Podrška i Razvoj / Support and Development

011 / 201 50 50

Nenad Đurović

nenad.djurovic@erstebank.rs

Trgovanje / Trading

011/ 220 9115

Dušan Stević

dusan.stevic@erstebank.rs

Prodaja / Sales

011/220 9118

Danijela Stojanović

danijela.stojanovic@erstebank.rs

Prodaja / Sales

011/ 220 9132

Marija Đorđević

marija.djordjevic@erstebank.rs

Brokersko poslovanje / Brokerage

011/220 9110

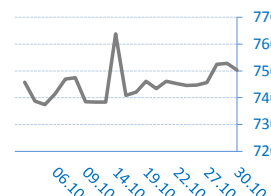
Izveštaj sačinio / Prepared by: Sektor sredstava / Treasury division

Informacije i cene iz ovog pregleda dobijene su iz izvora za koje verujemo da su pouzdani ali ne garantujemo njihovu tačnost i potpunost. Navedene informacije su važeće samo u trenutku njihovog sastavljanja a objavljuju se u čiju opšteg informisanja, pri čemu ne predstavljaju bilo kakav oblik investicionog saveta niti preporuke za investiranje niti na bilo koji način obavezuju Erste Bank ad Novi Sad u pogledu odgovornosti za štetu nastalu upotrebom informacija iz ovog pregleda.

The information and prices in this review are obtained from sources that we believe are reliable, but we do not guarantee their accuracy and completeness. The mentioned information is valid only at the time of their compilation and are published in the general information, whereby they do not represent any form of investment advice or recommendations for investing or in any way obligate Erste Bank ad Novi Sad in respect of liability for damages arising from the use of information referred to in of this review.

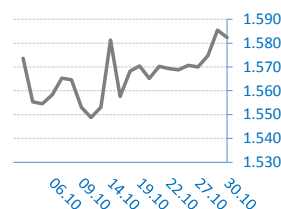
BELEX15

Vrednost / Value	750,28
Promena / Change	-2,52
%	-0,33%



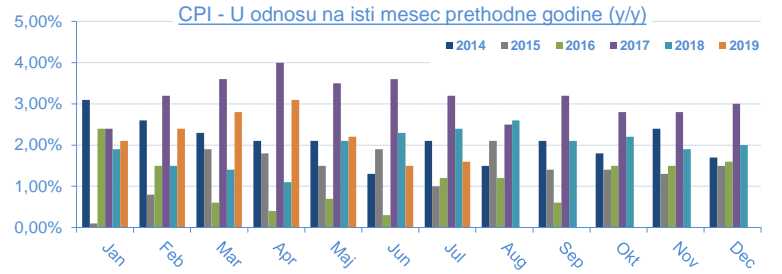
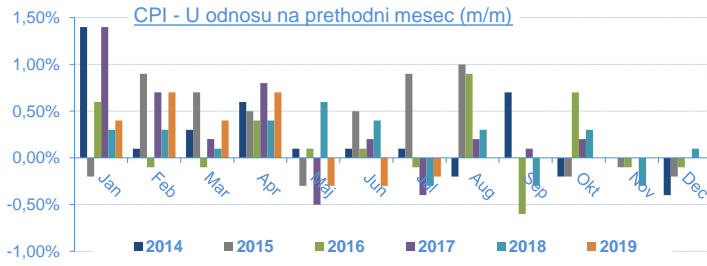
BELEXline

Vrednost / Value	1.582,40
Promena / Change	-3,06
%	-0,19%



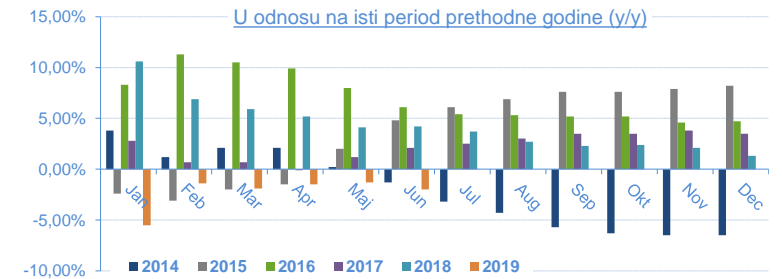
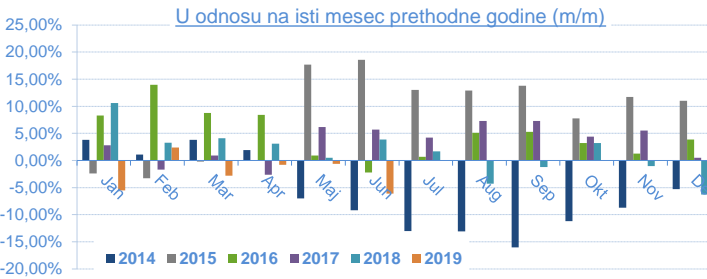
Indeks potrošačkih cena (Consumer Price Index - CPI) / 2018

	Jan	Feb	Mar	Apr	Maj	Jun	Jul	Aug	Sep	Okt	Nov	Dec
U odnosu na prethodni mesec (m/m)	0,40%	0,70%	0,40%	0,70%	-0,30%	-0,30%	-0,20%					
U odnosu na isti mesec 2018. (y/y)	2,10%	2,40%	2,80%	3,10%	2,20%	1,50%	1,60%					
U odnosu na decembar 2018.		1,10%	1,50%	2,30%	2,00%	1,70%	1,50%					
Datum objavljivanja / Published date	22.02.19	12.03.19	12.04.19	13.05.19	12.06.19	12.07.19	12.08.19					



INDUSTRIJSKA PROIZVODNJA / Industrial production / 2019

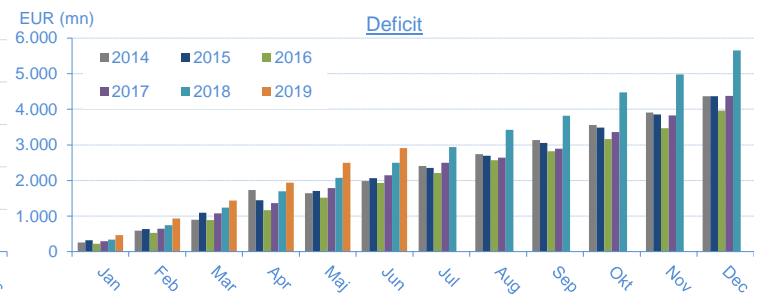
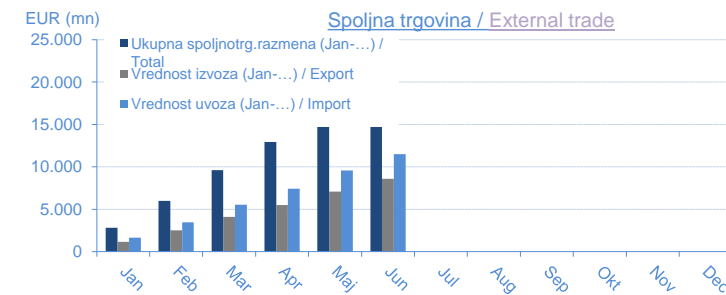
	Jan	Feb	Mar	Apr	Maj	Jun	Jul	Aug	Sep	Okt	Nov	Dec
U odnosu na isti mesec 2018 (m/m)	-5,50%	2,40%	-2,80%	-0,80%	-0,60%	-6,10%						
U odnosu na isti period 2018 (jan-...) (y/y)	-5,50%	-1,40%	-1,90%	-1,50%								
U odnosu na prosek 2018	-12,20%	-7,40%	2,30%	-4,40%	1,10%	-2,50%						
Datum objavljivanja / Published date	28.02.19	29.03.19	30.04.19	31.05.19	28.06.19	31.07.19						



SPOLJNOTRGOVINSKA ROBNA RAZMENA / External Trade / 2019

* u eur mln

Mesec/Month	Jan	Feb	Mar	Apr	Maj	Jun	Jul	Aug	Sep	Okt	Nov	Dec
Ukupna spoljnotrg.razmena (Jan-...) / Total	2.840,40	6.015,80	9.626,40	12.958,60	16.675,50	20.077,90						
Promena / Yearly change	7,80%	9,80%	8,10%	8,30%	9,70%	8,00%						
Vrednost izvoza (Jan-...) / Export	1.186,90	2.539,90	4.092,80	5.510,50	7.087,40	8.584,20						
Promena / Yearly change	3,00%	7,10%	6,90%	7,30%	8,30%	6,70%						
Vrednost uvoza (Jan-...) / Import	1.653,50	3.475,90	5.533,60	7.448,10	9.588,10	11.493,70						
Promena / Yearly change	11,50%	11,70%	9,00%	9,00%	10,80%	9,10%						
Deficit (jan-...)	466,70	936,00	1.440,80	1.937,70	2.500,70	2.909,50						
Promena / Yearly change	40,90%	26,50%	15,60%	14,20%	18,80%	17,00%						
Pokrivenost uvoza izvozom (Export/Import ratio)	71,80%	73,10%	74,00%	74,00%	73,90%	74,70%						
Datum objavljivanja / Published date	12.03.19	29.03.19	30.04.19	31.05.19	28.06.19	31.07.19						



BUDŽETSKI BALANS / Budget balance

* u rsd mln

Budžetski balans u 2018.	32.183,97
January 2019	23.620,61
February 2019	-1.429,81
March 2019	-6.363,12
April 2019	-10.322,94
May 2019	2.776,26
June 2019	13.189,82
July 2019	
August 2019	
September 2019	
October 2019	
November 2019	
December 2019	
Budžetski balans u 2019. / Total 2019	21.470,82
Planirani deficit u 2019. / Planned	-3.344,12
Ostvarenje plana / Realisation	
Datum ažuriranja / Published date	05.08.19

